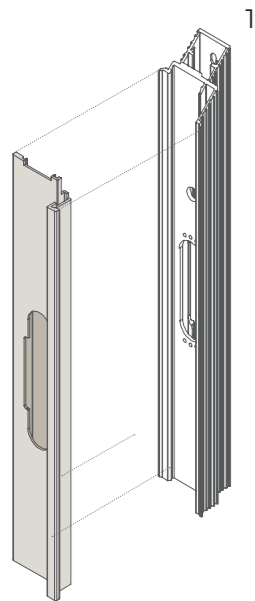


Secret Twin

telaio filomuro brevettato
patented flush frame

BARAUSSE





1

1 Twin Subframe

Alluminio grezzo | Raw aluminum

Il controtelaio Twin Subframe viene installato in fase di finitura del muro: grazie al sistema di pre-foratura del profilo, rende il telaio compatibile per entrambi i sensi di apertura permettendo la massima libertà di scelta.

The Twin Subframe is installed during the wall finishing phase. Thanks to the profile's pre-drilling system, it makes the frame compatible with both opening directions, allowing maximum freedom of choice.



2 Twin Cover

Laccato o Metal | Lacquered or Metal

La Twin Cover, consegnata insieme all'anta, agli accessori e alla guarnizione, permette un'installazione in due fasi, che preserva la finitura dai rischi del cantiere. La stessa può essere scelta in un secondo momento.

The Twin Cover, delivered together with the door, accessories, and seal, allows for a two-phase installation that protects the finish from the risks of the construction site. The finish it can be picked at a later stage.



2



Video
Secret Twin

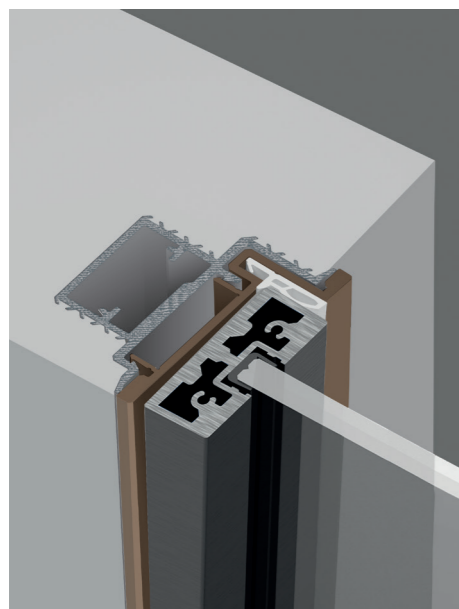
Il controtelaio Twin Subframe preforato per apertura destra e sinistra
The Twin Subframe pre-drilled for right and left opening

Il controtelaio Twin Subframe disponibile in 5 giorni lavorativi
The Twin Subframe is available in 5 working days


La Twin Cover assicura finiture protette e perfette
The Twin Cover ensures protected and flawless finishes

Le porte con telaio Secret Twin sono fonoisolanti fino a 37 dB
The doors with Secret Twin frame have soundproof performances up to 37 dB


Secret Twin | Tip & Tap door
Flush on the pull side



Secret Twin | 45
Flush on the pull side



Secret Twin | 60 Inverso
Flush on the push side



Secret Twin

il nuovo telaio filomuro per porte battenti brevettato da Barausse assicura perfetta complanarità, estetica curata, installazione fluida e finitura impeccabile.

Secret Twin

The new flush-to-wall frame for hinged doors, patented by Barausse, ensures perfect alignment, refined aesthetics, smooth installation, and an impeccable finish.



